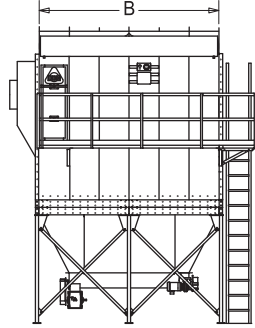




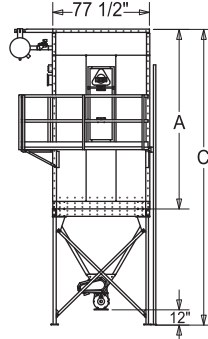
KICE INDUSTRIES, INC. / 5500 Mill Heights Drive / Wichita, KS 67219

www.kice.com / sales@kice.com

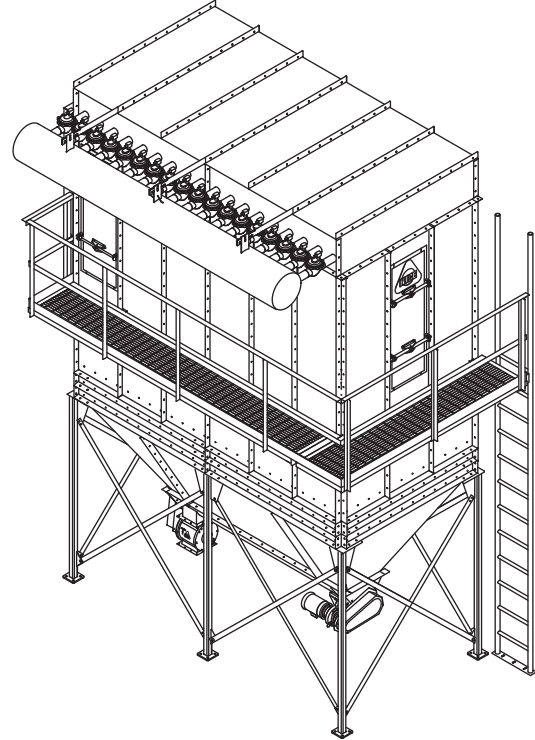
VENTURI JET MODULAR FILTERS



FRONT VIEW



SIDE VIEW



MODEL #	NO. OF TUBES	TUBE LENGTH	FILTER AREA ²	A	B	C	EST. WEIGHT
VM 72-6	72	70	509	96	6	15 3/4	3300
VM 96-6	96	70	679	96	8	15 3/4	4000
VM 120-6	120	70	848	96	10	15 3/4	4650
VM 144-6	144	70	1018	96	12	15 3/4	5350
VM 168-6	168	70	1188	96	14	15 3/4	6050
VM 192-6	192	70	1357	96	16	15 3/4	6700
VM 216-6	216	70	1527	96	18	15 3/4	7400
VM 240-6	240	70	1696	96	20	15 3/4	8100
VM 264-6	264	70	1866	96	22	15 3/4	8800
VM 288-6	288	70	2036	96	24	15 3/4	9450
VM 312-6	312	70	2205	96	26	15 3/4	10150
VM 336-6	336	70	2375	96	28	15 3/4	10850
VM 360-6	360	70	2545	96	30	15 3/4	11550
VM 72-8	72	94	679	120	6	17 3/4	3600
VM 96-8	96	94	905	120	8	17 3/4	4350
VM 120-8	120	94	1131	120	10	17 3/4	5100
VM 144-8	144	94	1357	120	12	17 3/4	5850
VM 168-8	168	94	1583	120	14	17 3/4	6600
VM 192-8	192	94	1810	120	16	17 3/4	7350
VM 216-8	216	94	2036	120	18	17 3/4	8100
VM 240-8	240	94	2262	120	20	17 3/4	8850
VM 264-8	264	94	2488	120	22	17 3/4	9600
VM 288-8	288	94	2714	120	24	17 3/4	10350
VM 312-8	312	94	2914	120	26	17 3/4	11100
VM 336-8	336	94	3167	120	28	17 3/4	11850
VM 360-8	360	94	3393	120	30	17 3/4	12600
VM 72-10	72	118	848	144	6	19 3/4	3950
VM 96-10	96	118	1131	144	8	19 3/4	4750
VM 120-10	120	118	1414	144	10	19 3/4	5550
VM 144-10	144	118	1696	144	12	19 3/4	6400
VM 168-10	168	118	1979	144	14	19 3/4	7200
VM 192-10	192	118	2262	144	16	19 3/4	8000
VM 216-10	216	118	2545	144	18	19 3/4	8800
VM 240-10	240	118	2827	144	20	19 3/4	9600
VM 264-10	264	118	3110	144	22	19 3/4	10400
VM 288-10	288	118	3393	144	24	19 3/4	11250
VM 312-10	312	118	3676	144	26	19 3/4	12050
VM 336-10	336	118	3958	144	28	19 3/4	12850
VM 360-10	360	118	4241	144	30	19 3/4	13700

NOTES:

60 DEGREE HOPPER SHOWN. 70 DEGREE HOPPER AVAILABLE

RECOMMENDED AIR VOLUMES DEPEND ON APPLICATION FACTORS. IN GENERAL, A RATIO OF 10 CFM PER SQUARE FOOT OF FILTER AREA CAN BE USED. FOR FINE DUST, HIGH MOISTURE OR OTHER DIFFICULT APPLICATIONS, A LOWER RATIO WILL BE REQUIRED

MATERIALS OF CONSTRUCTION SPECIFIED ON PROPOSAL

OPTIONAL EXTERIOR WALKWAY SHOWN

APPROVAL DRAWINGS TO BE SUBMITTED UPON RECEIPT OF ORDER