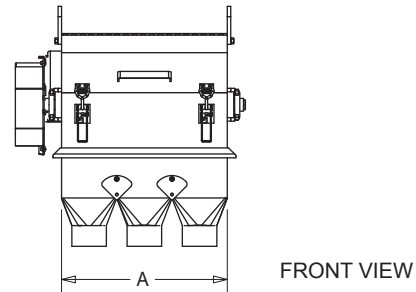
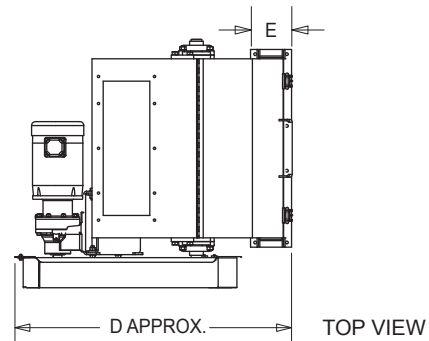
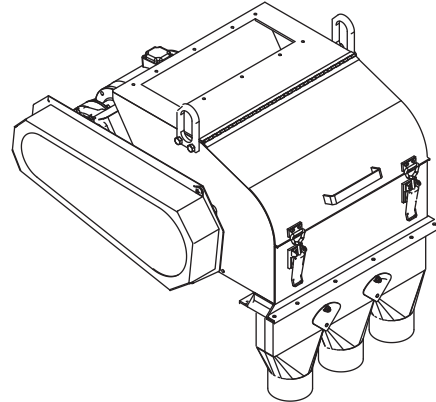
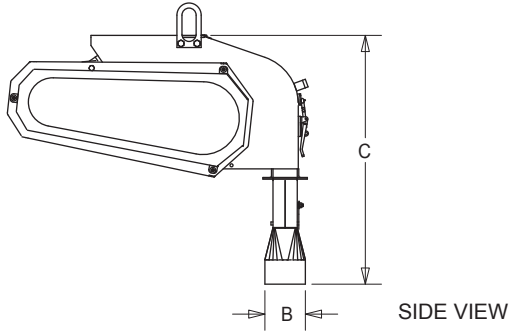




ROTARY STREAM SPLITTERS

KICE INDUSTRIES, INC. / 5500 Mill Heights Drive / Park City, KS 67219 www.kice.com / sales@kice.com



MODEL #	A	B	C	D	APPROX WEIGHT
RST 8-12-4-2	12	4	25 1/4	30	87
RST 8-18-4-3	18	4	25 1/4	30	134
RST 8-18-4-4	18	4	25 1/4	30	181
RST 8-24-4-5	24	4	25 1/4	30	181
RST 8-30-4-6	30	4	25 1/4	30	228
RST 8-36-4-8	36	4	25 1/4	30	275
RST 12-12-5-2	12	5	30 3/4	30	181
RST 12-18-5-3	18	5	30 3/4	37	188
RST 12-24-5-4	24	5	30 3/4	37	242
RST 12-30-5-5	30	5	30 3/4	37	289
RST 12-36-5-6	36	5	30 3/4	37	326
RST 12-48-5-8	48	5	30 3/4	37	374
RST 12-18-6-2	18	6	30 3/4	37	374
RST 12-24-6-3	24	6	30 3/4	37	242
RST 12-30-6-4	30	6	30 3/4	37	242
RST 12-36-6-5	36	6	30 3/4	37	515
RST 12-42-6-6	42	6	30 3/4	37	515
RST 12-54-6-8	54	6	30 3/4	37	515
RST 12-60-6-9	60	6	30 3/4	37	515
RST 18-18-8-2	18	8	40	43	377
RST 18-28-8-3	28	8	40	43	471
RST 18-36-8-4	36	8	40	43	518
RST 18-48-8-5	48	8	40	43	612
RST 18-54-8-6	54	8	40	43	659

NOTES:

STANDARD RECTANGULAR INLET UNLESS OTHERWISE SPECIFIED

INLET BOLT HOLE PATTERN AND OUTLET FLANGE PATTERN AVAILABLE UPON REQUEST

DIMENSIONS SHOWN ARE ESTIMATES

DETAILED APPROVAL DRAWINGS AVAILABLE UPON REQUEST

E DIMENSION FOR RST 8 AND RST 12 = 5"
E DIMENSION FOR RST 18 = 7"